

STYLE. PERFORMANCE. FUN.

J-MODEL



J-MODEL 2+2
SKY BLUE



DRIVING THE FUTURE OF ELECTRIC MOBILITY

In 2003, a visionary couple, Jane Zhang and Jun Hu, set out to revolutionize personal electric transportation. Sharing a passion for innovation and sustainability, they founded Star EV in a small South Carolina workshop. This humble beginning marked the start of a remarkable journey that would shape the future of electric vehicles.

LEADING THE CHARGE IN WORLD CLASS QUALITY

Today, Star EV continues to build on this legacy. With vehicles assembled by hardworking Americans in Upstate South Carolina, our commitment to domestic manufacturing, coupled with the power of our global supply chain, ensures that every Star EV is built to the highest standards of quality and durability.

YOUR PARTNER IN ELECTRIC MOBILITY

As a Star EV dealer, you can tap into a growing market and benefit from our exceptional products and support. We offer a comprehensive dealer program designed to help you succeed. With access to our extensive vehicle product line, marketing materials, parts and accessories portfolio, and technical expertise, you can build a thriving business. Our custom capabilities allow you to build vehicles tailored to your customers' specific needs, which gives your business a competitive edge in today's market.



STREET SMART AND ROAD READY

Named for the brightest star in the nighttime sky, STAR's SIRIUS delivers stellar style, proven performance, and heavenly comfort along with excellent visibility and maneuverability. STAR builds in luxury, fun and functionality at every turn. Bright, crisp, easy-to-read LED displays and automotive lighting systems – including headlights with high beams, daytime running lights, taillights, brake lights, hazard lights, auto-cancel turn signals, and side mirrors with front-and-back signal indicators – keep you safe and looking sharp. Your valuables are secure, and your drinks and snacks stay fresh in the innovative electronic-locking trunk that does double duty as an insulated cooler. SIRIUS sets exceptionally high standards for style, performance, and fun.

LET STAR DRIVE YOUR ADVENTURE

Whether you're cruising city streets or exploring country roads, STAR electric vehicles are equipped to take you anywhere your journey leads. When adventure calls, STAR Electric Vehicles has the perfect answer. With a smooth, quiet ride and long-range, STAR EVs open new pathways to year-round adventure. Compact yet roomy, STAR EVs offer secure compartments for stowing personal items for virtually anything you need.



STARS ALIGN


With an all-STAR lineup that has grown to include more than 50 models, STAR EV's versatile, dependable products are the preferred electric vehicle on countless university campuses, resort properties, military bases, government and commercial headquarters. With elegant styling, a comfortable ride, low maintenance and high performance, every STAR EV promises an unforgettable driving experience.

STREET LEGAL

Choosing a personal transportation vehicle that suits your lifestyle is not as easy as it looks. That's why it pays to know the rules of the road. If your plans include driving your EV on city streets, cruising your neighborhood, running local errands, picking up the kids from school or sports, or even visiting friends and neighbors, a regular golf cart just won't do.

FIND A STAR DEALER NEAR YOU

The dealer locator connects you to find your local STAR EV Dealer with highly configurable and customizable dealer locator software. Search by zip code, city/state, or automatically search by a visitor's location. Complete with integrated maps and automatic geolocation.



<http://starev.com/dealer-locator>



STAR EV

99000-10000-99006

EXPERIENCE A NEW STAR

Getting behind the wheel of a brand-new vehicle is always an exciting moment. It's not just about the sleek design or the shiny exterior it's the promise of new adventures, smoother drives, and the thrill of exploring the road with a fresh perspective.

The JModel is more than just a mode of transportation; it's a leap forward in technology, comfort, and design.





J-MODEL 2+2 LIFTED
RACING GREEN

J-MODEL STANDARD FEATURES




Automotive paint and finishing



Safety seat belts



LED headlights, high and low beam, taillights



Flip seat with storage trunk



Injection molded roof with grab handles



Side mirrors



Aluminum rocker panels



7" display with backup camera




Spandex leather covered seats

STANDARD COLORS



White



Black



Sky Blue



Champagne



Racing Green

All colors are for reference only.



J-MODEL 2+2
CHAMPAGNE



J-MODEL 2+2 LIFTED
RACING GREEN



| | J-MODEL 2 | J-MODEL 2+2 | J-MODEL 2+2 LIFTED |
|-------------------------|---|---|---|
| DIMENSIONS | | | |
| Overall | 92" L x 47" W x 69" H (234 cm x 119 cm x 175 cm) | 105" L x 47" W x 75" H (266 cm x 119 cm x 191 cm) | 115" L x 51.2" W x 79" H (292 cm x 130 cm x 201 cm) |
| Wheel base | 66" (168 cm) | 66" (168 cm) | 66" (168 cm) |
| Ground clearance | 4" (10 cm) | 4" (10 cm) | 6" (15 cm) |
| Wheel type | 12" x 7" | 12" x 7" | 14" x 7" |
| Tire size | 215/35-12 | 215/35-12 | 23*10-14 |
| Front wheel tread | 37" (94 cm) | 37" (94 cm) | 39" (99 cm) |
| Rear wheel tread | 39" (99 cm) | 39" (99 cm) | 41" (104 cm) |
| BODY & CHASSIS | | | |
| Chassis | Steel | Steel | Steel |
| Body material | Plastic front and rear body | Plastic front and rear body | Plastic front and rear body |
| Roof material | Plastic, injection molded | Plastic, injection molded | Plastic, injection molded |
| Rocker panels | Aluminum | Aluminum | Aluminum |
| POWER | | | |
| Battery system | Marxon 48V105A Lithium | Marxon 48V105A Lithium | Marxon 48V105A Lithium |
| Motor power | HSLT AC 48V4KW | HSLT AC 48V4KW | HSLT AC 48V4KW |
| Controller power | MCX 350A Controller | MCX 350A Controller | MCX 350A Controller |
| Charger | Marxon 48V20A Charger | Marxon 48V20A Charger | Marxon 48V20A Charger |
| PERFORMANCE | | | |
| Passengers | 2 | 4 | 4 |
| Top speed | 19.5 mph (25mph if LSV) | 19.5 mph (25 mph if LSV) | 19.5 mph (25mph if LSV) |
| Climbing grade | 30% (full load) | 30% (full load) | 30% (full load) |
| Turning radius | 3.1 m (10.2 ft) | 3.1 m (10.2 ft) | 4 m (13 ft) |
| Load range | 55 km (34 miles) (full load) | 55 km (34 miles) (full load) | 50 km (31 miles) (full load) |
| Maximum load | 340 kGs (750 lbs) | 340 kGs (750 lbs) | 340 kGs (750 lbs) |
| Net weight | 490 kGs (1080 lbs) | 490 kGs (1080 lbs) | 540 kGs (1190 lbs) |
| Brake system | Front wheel disc brake & Rear wheel mechanical drum brake with foot parking | Front wheel disc brake & Rear wheel mechanical drum brake with foot parking | Front wheel disc brake & Rear wheel mechanical drum brake with foot parking |
| Braking distance | 4.5 m (15 ft) | 4.5 m (15 ft) | 5 m (16 ft) |
| Rear end ratio | Gear ratio 12.31 | Gear ratio 12.31 | Gear ratio 14:1 |
| STEERING AND SUSPENSION | | | |
| Steering system | Rack & Pinion Steering | Rack & Pinion Steering | Rack & Pinion Steering |
| Suspension | McPherson coil spring | McPherson coil spring | McPherson coil spring |

**Specifications are subject to change*

| | J-MODEL 4 | J-MODEL 4+2 | J-MODEL 4 LIFTED | J-MODEL 4+2 LIFTED |
|-------------------------|---|---|---|---|
| DIMENSIONS | | | | |
| Overall | 120"L x 47" W x 75"H (304 cm x 119 cm x 191 cm) | 134" L x 47" W x 75"H (340 cm x 119 cm x 191 cm) | 127" L x 49" W x 81"H (323 cm x 124 cm x 206 cm) | 146" L x 49" W x 81"H (323 cm x 124 cm x 206 cm) |
| Wheel base | 97" (168 cm) | 97" (246 cm) | 97" (246 cm) | 97" (246 cm) |
| Ground clearance | 4" (15 cm) | 4" (10 cm) | 6" (15 cm) | 17.3" (44 cm) |
| Wheel type | 12" x 7" | 12" x 7" | 14" x 7" | 14" x 7" |
| Tire size | 215/35-12 | 215/35-12 | 23*10-14 | 23*10-14 |
| Front wheel tread | 37" (94 cm) | 36" (91 cm) | 39" (99 cm) | 39" (99 cm) |
| Rear wheel tread | 39" (99 cm) | 39" (99 cm) | 41" (104 cm) | 41" (104 cm) |
| BODY & CHASSIS | | | | |
| Chassis | Steel | Steel | Steel | Steel |
| Body material | Plastic front and rear body | Plastic front and rear body | Plastic front and rear body | Plastic front and rear body |
| Roof material | Plastic, injection molded | Plastic, injection molded | Plastic, injection molded | Plastic, injection molded |
| Rocker panels | Aluminum | Aluminum | Aluminum | Aluminum |
| POWER | | | | |
| Battery system | Marxon 48V105A Lithium | Marxon 48V105A Lithium | Marxon 48V105A Lithium | Marxon 48V105A Lithium |
| Motor power | HSLT AC 48V5KW | HSLT AC 48V5KW | HSLT AC 48V5KW | HSLT AC 48V5KW |
| Controller power | MCX 450A Controller | MCX 450A Controller | MCX 450A Controller | MCX 450A Controller |
| Charger | Marxon 48V20A Charger | Marxon 48V20A Charger | Marxon 48V20A Charger | Marxon 48V20A Charger |
| PERFORMANCE | | | | |
| Passengers | 4 | 6 | 4 | 6 |
| Top speed | 19.5 mph (25mph if LSV) | 19.5 mph (25mph if LSV) | 19.5 mph (25mph if LSV) | 19.5 mph (25mph if LSV) |
| Climbing grade | 25% (full load) | 25% (full load) | 25% (full load) | 25% (full load) |
| Turning radius | 4 m (13 ft) | 4m (13 ft) | 5m (16 ft) | 5m (16 ft) |
| Load range | 50 km (31 miles) (full load) | 50 km (31 miles) (full load) | 50 km (30 miles) (full load) | 50 km (30 miles) (full load) |
| Maximum load | 510 kGs (1124 lbs) | 510 kGs (1124 lbs) | 510 kGs (1124 lbs) | 510 kGs (1124 lbs) |
| Net weight | 580 kGs (1279 lbs) | 610 kGs (1345 lbs) | 610 kGs (1345 lbs) | 620 kGs (1367 lbs) |
| Brake system | Front wheel disc brake & Rear wheel mechanical drum brake with foot parking | Front wheel disc brake & Rear wheel mechanical drum brake with foot parking | Front wheel disc brake & Rear wheel mechanical drum brake with foot parking | Front wheel disc brake & Rear wheel mechanical drum brake with foot parking |
| Braking distance | 4.5 m (15 ft) | 5m (16.4 ft) | 5m (16.4 ft) | 5m (16.4 ft) |
| Rear end ratio | Gear ratio 12:31 | Gear ratio 12:31 | Gear ratio 14:1 | Gear ratio 14:1 |
| STEERING AND SUSPENSION | | | | |
| Steering system | Rack & Pinion Steering | Rack & Pinion Steering | Rack & Pinion Steering | Rack & Pinion Steering |
| Suspension | McPherson coil spring | McPherson coil spring | McPherson coil spring | McPherson coil spring |

**Specifications are subject to change*



STAR EV Corporation is headquartered in Greenville, South Carolina and manufactures street legal low-speed electric vehicles. We strive every day to deliver exceptionally engineered world class electric vehicles, providing comfort, safety and a superior driving experience.

